



## PRECISE MAGNETIC SEPARATION OF FERROUS METALS

### OPERATING PRINCIPLES

- Installed above a conveyor carrying bulk materials.
- Its strong magnetic field attracts and extracts ferromagnetic particles.
- The particles are automatically evacuated via an integrated conveyor belt.
- Continuous operation, without interruption of flow.

### GENERAL CHARACTERISTICS

- **Energy saving:** Permanent magnets
- Available in electromagnetic version (OV)
- **Flexible mounting:** transverse or on the pier
- **Minimal maintenance:** Integrated self-cleaning system
- **High performance:** Extraction up to 500 mm working height

### BENEFITS



#### Motorization

2-year warranty



#### Low consumption

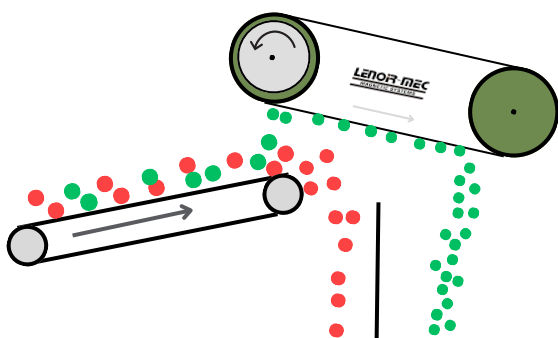
of energy



#### Continuous operation

24H/24

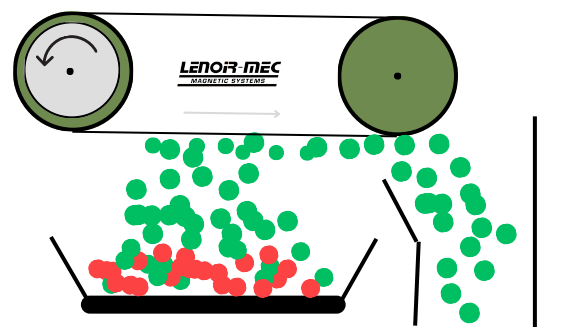
### LENGTHWISE



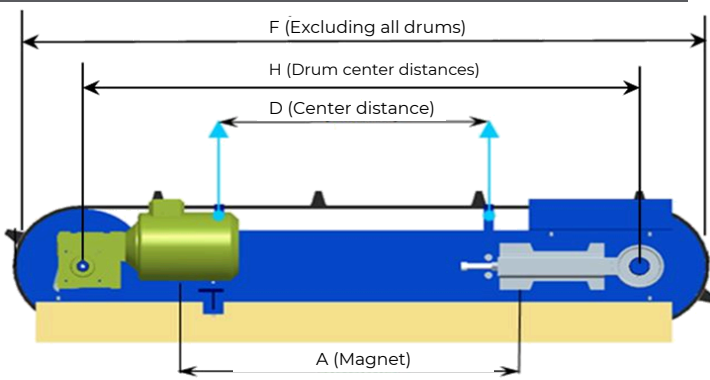
Treated product

Ferromagnetics

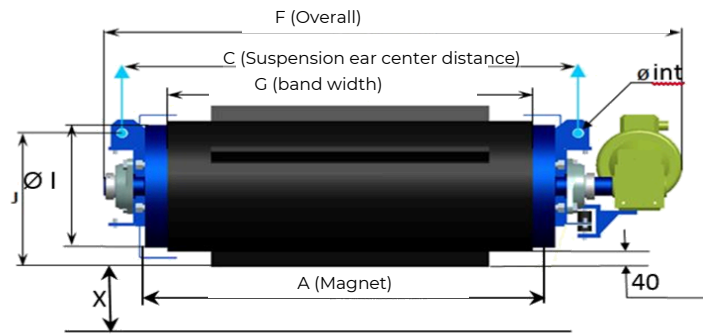
### CROSSWISE



Ferromagnetics



Representation with left-side motorization (standard)



Modèle	Distance d'attraction X	Mounting		Plaque Polaire		Puissance motoréducteur (KW)	C	D	E	F	G	H	Ø I	J	Masse (Kg)	
		CROSSWISE	LENGTHWISE	A	B											
<b>On the width band :</b>																
OVAP 400/20	250	650	400	460	560	1,1	800	250	1063	1098	650	850	240	250	360	
OVAP 500/20			500	560				350				1198			950	500
OVAP 650/20			650	710				500				1348			1100	600
OVAP 800/20			800	860				650				1498			1250	660
OVAP 1000/20			1000	1060				850				1698			1450	680
OVAP 1200/20			1200	1260				1050				1898			1650	750
OVAP 1400/20			1400	1460				1250				2098			1850	830
OVAP 1600/20			1600	1660				1450				2298			2050	900
OVAP 400/25			300	800				400				460			760	1,1
OVAP 500/25	500	560			355	1406	1030	800								
OVAP 650/25	650	710			505	1556	1180	880								
OVAP 800/25	800	860			655	1706	1330	1200								
OVAP 1000/25	1000	1060			855	1906	1530	1280								
OVAP 1200/25	1200	1260			1055	2106	1730	1400								
OVAP 1400/25	1400	1460			1255	2306	1930	1570								
OVAP 1600/25	1600	1660			1455	2506	2130	1800								
OVAP 400/30	350	1000			400	460	910	1,5	1200	255	1478	1259	1000	955		
OVAP 500/30			500	560	355	1359				1055				870		
OVAP 650/30			650	710	505	1509				1205				1100		
OVAP 800/30			800	860	655	1659				1355				1280		
OVAP 1000/30			1000	1060	855	1859				1555				1550		
OVAP 1200/30			1200	1260	1055	2059				1755				1750		
OVAP 1400/30			1400	1460	1255	2259				1955				2100		
OVAP 1600/30			1600	1660	1455	2459				2155				2300		
OVAP 500/35			400	1200	500	560				1160				2,2	1450	355
OVAP 650/35	650	710			505	1684	1295	1550								
OVAP 800/35	800	860			655	1834	1445	1950								
OVAP 1000/35	1000	1060			855	2034	1645	2300								
OVAP 1200/35	1200	1260			1055	2234	1845	2600								
OVAP 1400/35	1400	1460			1255	2434	2045	3000								
OVAP 1600/35	1600	1660			1455	2634	2245	3330								
OVAP 1800/35	1800	1860			1655	2834	2445	3520								
OVAP 2000/35	2000	2060			1855	3034	2645	3850								

Attraction distance: The X dimension is the initial positioning distance when installing the overband. During your commissioning, and depending on the steels you wish to extract, you will lower the magnet until the expected performance is achieved. In some cases, the final distance X may be equivalent to X/2.

## SERVICES



Assistance with industrial commissioning



Spare parts stock



Rapid intervention by after-sales service



Fleet monitoring and periodic verification

## OPTIONS & ACCESSORIES

- Band offset controller
- Belt anti-deflection rollers
- Rotation controller
- Geared motor
- Shades according to RAL color chart
- Certification ATEX 22 Ex II 3D
- 4 Hangers
- Hydraulic motor

**LENOR-MEC**

ATTRACTING SOLUTIONS

Zone industrielle du Béarn  
54400 Cosnes-et-Romain, FRANCE

+33 (0)3 82 25 23 00

contact@raoul-lenoir.com

Visitez notre site !

